

Siddhi J Sundt edition

www.siddhi.se



Sheet music published by Siddhi J Sundt.
All rights reserved.

Requests and comments are welcome to:
siddhi@siddhi.se

The exercises are played without participation of the left hand.

Through emphasizing the beat, equalization of the touch are practiced. Use APOYANDO (rest stroke) at emphasized notes and TIRANDO (free stroke) at the other.

Make sure that you don't practice too fast!!!
Relax the fingers that are not in use for the moment and use only that speed that allow you to produce the tones evenly, both dynamically and rhythmically.

These exercises are mainly for strengthening the right hand and learning to govern your fingers to use exactly the right force combined with relaxation. So don't overdo it! Just use it as a warming up, together with the left hand exercises...

Have fun!
Siddhi J Sundt

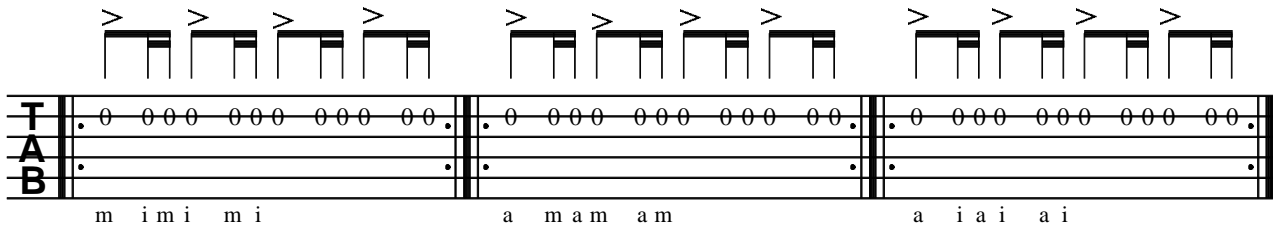
Right Hand Exercises

Siddhi J Sundt

Two fingers...

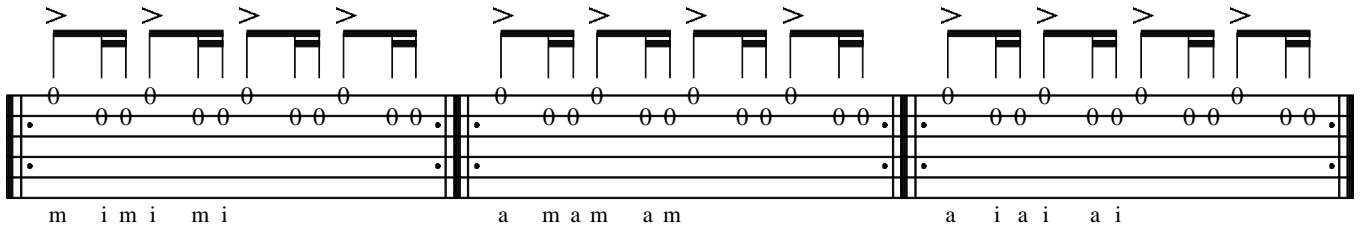
1a

Guitar



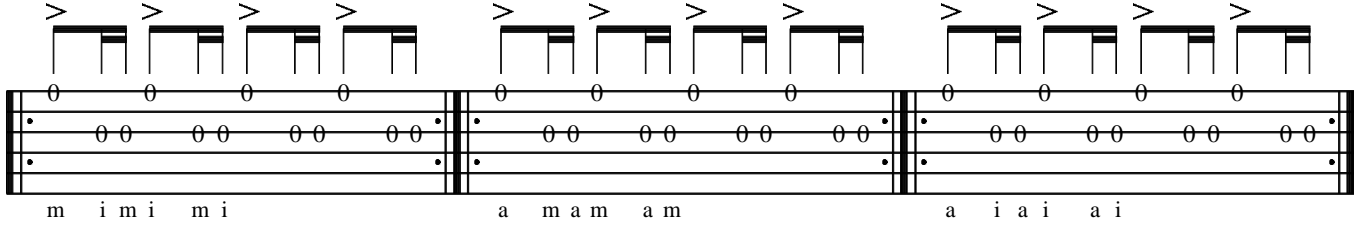
Musical notation for exercise 1a, featuring guitar tablature and fingerings. The notation includes a treble clef, a key signature of one flat (Bb), and a 4/4 time signature. The exercise is divided into three measures, each containing four eighth notes. The first measure has fingerings m i m i m i. The second measure has fingerings a m a m a m. The third measure has fingerings a i a i a i. Above the staff, there are diagrams showing the fretting hand's position for each note, with arrows indicating the direction of the pick stroke.

1b



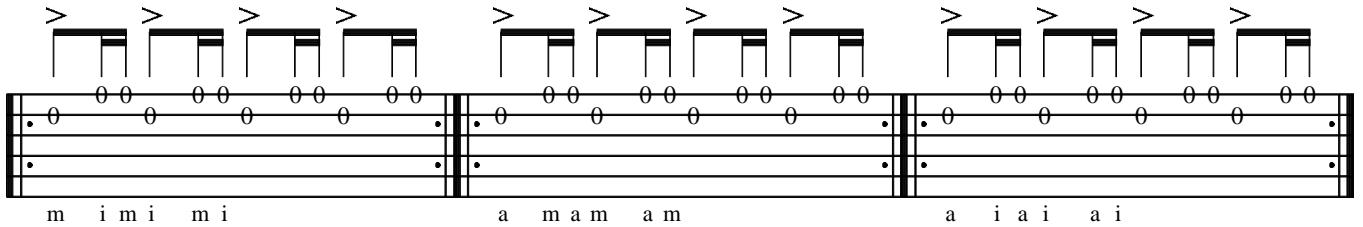
Musical notation for exercise 1b, featuring guitar tablature and fingerings. The notation includes a treble clef, a key signature of one flat (Bb), and a 4/4 time signature. The exercise is divided into three measures, each containing four eighth notes. The first measure has fingerings m i m i m i. The second measure has fingerings a m a m a m. The third measure has fingerings a i a i a i. Above the staff, there are diagrams showing the fretting hand's position for each note, with arrows indicating the direction of the pick stroke.

1c



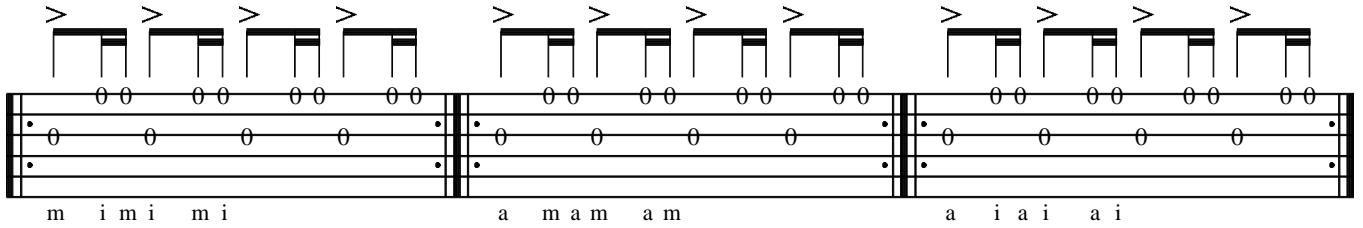
Musical notation for exercise 1c, featuring guitar tablature and fingerings. The notation includes a treble clef, a key signature of one flat (Bb), and a 4/4 time signature. The exercise is divided into three measures, each containing four eighth notes. The first measure has fingerings m i m i m i. The second measure has fingerings a m a m a m. The third measure has fingerings a i a i a i. Above the staff, there are diagrams showing the fretting hand's position for each note, with arrows indicating the direction of the pick stroke.

1d



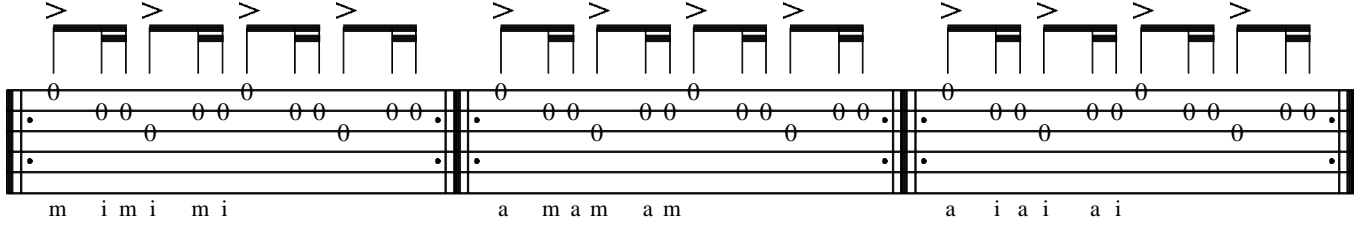
Musical notation for exercise 1d, featuring guitar tablature and fingerings. The notation includes a treble clef, a key signature of one flat (Bb), and a 4/4 time signature. The exercise is divided into three measures, each containing four eighth notes. The first measure has fingerings m i m i m i. The second measure has fingerings a m a m a m. The third measure has fingerings a i a i a i. Above the staff, there are diagrams showing the fretting hand's position for each note, with arrows indicating the direction of the pick stroke.

1e



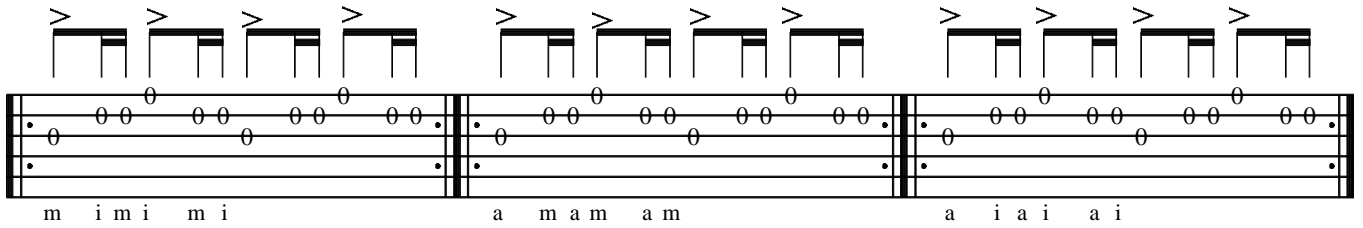
Musical notation for exercise 1e, featuring guitar tablature and fingerings. The notation includes a treble clef, a key signature of one flat (Bb), and a 4/4 time signature. The exercise is divided into three measures, each containing four eighth notes. The first measure has fingerings m i m i m i. The second measure has fingerings a m a m a m. The third measure has fingerings a i a i a i. Above the staff, there are diagrams showing the fretting hand's position for each note, with arrows indicating the direction of the pick stroke.

1f



Musical notation for exercise 1f, featuring guitar tablature and fingerings. The notation includes a treble clef, a key signature of one flat (Bb), and a 4/4 time signature. The exercise is divided into three measures, each containing four eighth notes. The first measure has fingerings m i m i m i. The second measure has fingerings a m a m a m. The third measure has fingerings a i a i a i. Above the staff, there are diagrams showing the fretting hand's position for each note, with arrows indicating the direction of the pick stroke.

1g



Musical notation for exercise 1g, featuring guitar tablature and fingerings. The notation includes a treble clef, a key signature of one flat (Bb), and a 4/4 time signature. The exercise is divided into three measures, each containing four eighth notes. The first measure has fingerings m i m i m i. The second measure has fingerings a m a m a m. The third measure has fingerings a i a i a i. Above the staff, there are diagrams showing the fretting hand's position for each note, with arrows indicating the direction of the pick stroke.

6b

amipa mipam ipami pamip pamipami pipami

6c

pimamaimimam imimamamaim pimam ipima

6d

mipim amipi mamip imami pimamipimami

6e

ipimamipimam pimamip p p pipipipipipipipipi

6f

pipipipipipipipipi p m i a m a i m p m i a m a i m p m i a m a i m

6g

p m i a m a i m p m i a m a i m p i p i p m i a m a i m p i p i

6h

amimamimamimamim p i m a m i m a m i